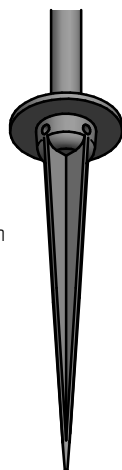
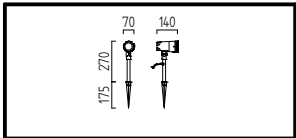
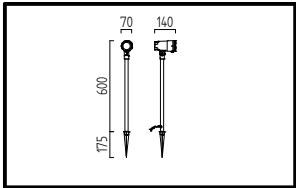
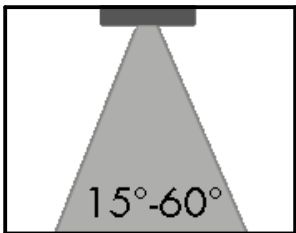
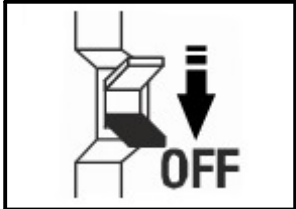


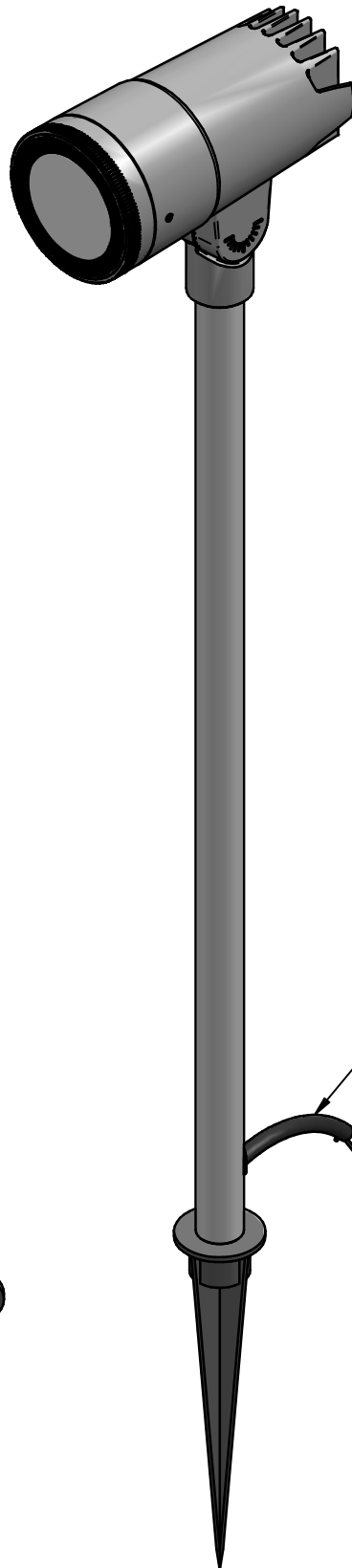
MATCH 

A192000.xx

A192001.xx

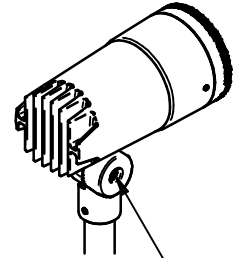


demontage Erdspeer
1. Madenschrauben lösen
2. Speer abschrauben

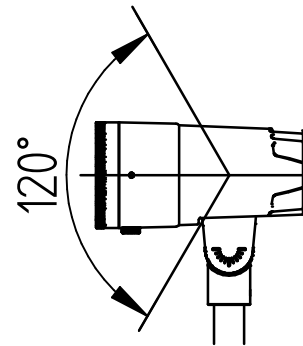


2.5m

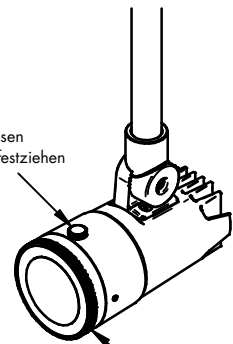
helestra
LIGHT IS OUTSIDE



1. Schraub lösen
2. Winkel einstellen
3. Schraube festziehen



1. Schraub lösen
3. Schraube festziehen



2. Abstrahlwinkel durch
drehen einstellen
15° - 60°

Bitte beachten Sie unsere allgemeinen Hinweise !
Please observe our general information !
Nous vous prions d'observer nos instructions générales !
Observen por favor nuestra información general !



www.helestra.de/installation

Helestra Leuchten GmbH

An den Breiten 7, 01454 Leppersdorf, Deutschland/Germany

www.helestra.de