

PIC


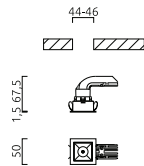


Einbaurahmen mattweiß
Abstrahlwinkel 50°
recessed frame white mat
beam angle 50°



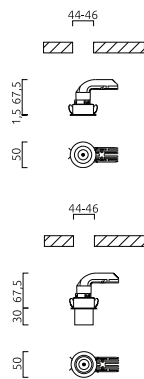
Quadratisch / square

	Reflektor / reflector	
15/2050.07-07/27	weiß / white	8 W, 2700 K, 460 Lumen, CRI > 90
15/2050.07-22/27	schwarz / black	8 W, 2700 K, 460 Lumen, CRI > 90
15/2050.07-07/30	weiß / white	8 W, 3000 K, 480 Lumen, CRI > 90
15/2050.07-22/30	schwarz / black	8 W, 3000 K, 480 Lumen, CRI > 90
15/2050.07-07/40	weiß / white	8 W, 4000 K, 550 Lumen, CRI > 90
15/2050.07-22/40	schwarz / black	8 W, 4000 K, 550 Lumen, CRI > 90



Rund / round

	Reflektor / reflector	
15/2060.07-07/27	weiß / white	8 W, 2700 K, 460 Lumen, CRI > 90
15/2060.07-22/27	schwarz / black	8 W, 2700 K, 460 Lumen, CRI > 90
15/2060.07-07/30	weiß / white	8 W, 3000 K, 480 Lumen, CRI > 90
15/2060.07-22/30	schwarz / black	8 W, 3000 K, 480 Lumen, CRI > 90
15/2060.07-07/40	weiß / white	8 W, 4000 K, 550 Lumen, CRI > 90
15/2060.07-22/40	schwarz / black	8 W, 4000 K, 550 Lumen, CRI > 90
15/2061.07/27	Acryl / acrylic	8 W, 2700 K, 450 Lumen, CRI > 90
15/2061.07/30	Acryl / acrylic	8 W, 3000 K, 460 Lumen, CRI > 90
15/2061.07/40	Acryl / acrylic	8 W, 4000 K, 500 Lumen, CRI > 90



LED-Konverter bitte separat bestellen /
please order LED driver separately

9 W
6050



10 W
6051